

TASK

REPORT

"THE BEGINNERS GUIDE TO THE GUITAR"



TONY CLARKE

4 5 4 5 3 5

TASK REPORT

Name of studentTony Clarke.....

1. Name of task

I.C.T. Task

2. My aims

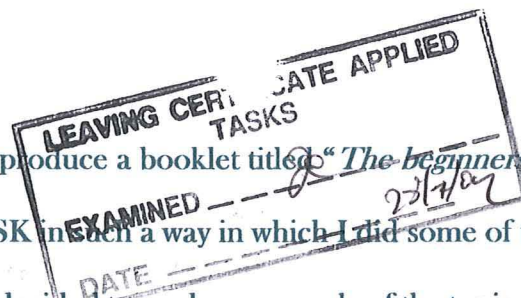
My aims in the I.C.T. Task are to improve my skills with computers and understanding. I hope to learn and understand aspects in I.C.T. that I found confusing and complicated before. I also hope to gain experience when integrating with other subjects such as Mathematics and Construction. My aims are to work on a Task doing something I have an interest in and enjoy. I then chose to do my Task on *Guitars* along with another member of my class, Patrick Mulvey. We decided to do this Task because we both play and love the *Guitar*.

3. Plan

Along with Patrick, my plan was to produce a booklet titled "*The beginners guide to the Guitar*". We organised the TASK in such a way in which I did some of the topics and Patrick did the others. We also decided to work on a couple of the topics together.

We want this booklet to contain good information on:

- Chords
- Illustrations
- Diagrams
- Guitar types
- Pictures
- Tablature
- Strings



8. Evaluation

- What was good about the task

The Task was very enjoyable to do because I did it on my favourite interest; it was also enjoyable working with Patrick. The entire Task was a test on my own personal ability and I feel very happy about the completion of our booklet.

- What could I have done better

The only thing I feel myself and Patrick could have done better is had more information on other aspects of the guitar, but when I think about it realistically, there is so much detail, skill and information etc. on the guitar, it would be literally impossible to be able to play it all, never mind write it into a booklet. I feel we have more than enough information because after all, the booklet was designed for the beginner or a person who doesn't know much about the fine instrument.

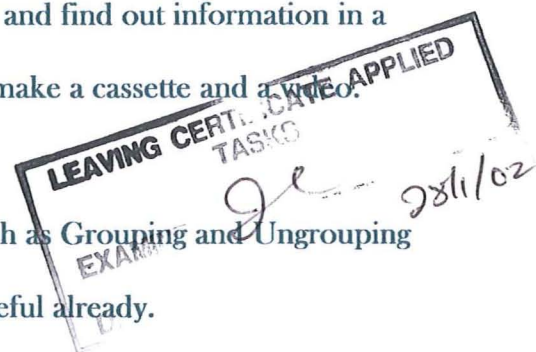
- What I would do differently if was to do it again

If I was to do the Task again I would like to make a much more detailed booklet with much more information. The reason for this is because when learning the guitar, you further your skills and talents constantly. I would also probably take a different approach to the Task, maybe use more time to do it and find out information in a unique way, possibly by interviewing people and/or make a cassette and a video.

9. How I will use what I have learned.

I have already used what I have learned. Aspects such as Grouping and Ungrouping and all of the fill effects I have learned have been useful already.

I know that plenty of the other things I have learned in I.C.T. will be very useful again before I finish school in June. I also feel that this information I have learned will be useful when I go to college.




One of the best things about the Task is, it has totally inspired me to remain studying the guitar.

04-09-2001	Today we have started our TASK diary. Our teacher gave us a couple of ideas about what we can do for our TASK. He mentioned that we must keep a record in a diary and produce a product. We must integrate the following subjects: I.C.T., Maths and Construction. We can integrate more subjects if we choose.
06-09-2001	I have a good idea for my I.C.T. TASK. I am hoping to illustrate a magazine based on guitars along with another member of my class. Both of us love to play the guitar and feel that it is a good idea to do this for our TASK. I am happy with this idea because I think it will be very interesting and enjoyable.
07-09-2001	Today I started the work involved in my I.C.T. TASK. I illustrated diagrams of guitar chords using align and/or distribute. I also had to group the diagrams in which I illustrated. I used copy and paste. I also used line drawing and oval tools.
17-09-2001	Today I brought my guitar into the class. Patrick and I were hoping to illustrate photograph diagrams of chords on the guitar. Unfortunately we could not use the Digital Camera as it was booked out. I spent the remainder of the class finalising my Chord diagrams in Microsoft Word. I designed a curved line using line tools and then I accessed Draw and Grouped all of my work to make it a whole.
19-09-2001	Today in class Patrick and I got our photographs underway. Patrick took the photographs while I showed the chord on the guitar. We then took the cartridge out of the camera and inserted it into our files on the computer. This is a new and rewarding aspect I have learned in I.C.T. When we finished illustrating all of the photographs we played the guitar for the class.
24-09-2001	I spent some time in class today thinking about what else I could use in our TASK. I thought about what guitar tablature I could use in my work. We must have a good think of what tablature to use, as our booklet will be designed for the guitar beginner. I then accessed Photo Editor and cropped the pictures that Patrick took of me playing chords. The idea behind these pictures is to show the beginner where to put their fingers on the guitar when playing a certain chord.
28-09-2001	I finalised my chords today and also accessed format-borders and shading and put musical notes around the borders of my work. I am happy with the TASK at present because I am learning new I.C.T. skills by the day.
01-10-2001	Today in class I wrote up lyrics and guitar tablature for the beginner. I did this by using tab and aligning my margins. I had to use text boxes, bold , <i>italics</i> and <u>underline</u> . I also used other fonts and fill effects.
04-10-2001	Today I got working on some guitar aspects, Patrick is working on the strumming, tuning and picking. I wrote up the introduction and I wrote some information up about guitar strings, the cost of keeping a guitar for 1 year and I put some pictures on the TASK. I did this by drawing a rectangular shaped box, insert fill effects, select picture, and insert the picture into the box. The pictures that are shown on the TASK were downloaded from the internet.

T A S K D I A R Y

	www.aslan.ie www.fender.com I then did the same with the pictures of me playing the chords, this time I inserted them into an oval shaped box and then put a thick line going around the picture. I also used text boxes.
19-10-2001	Today Patrick and I printed and got our entire TASK together; we then cut them into A5 size using the guillotine before making our final product – the booklet.


I.T TASK REPORT



A beginners guide to learning
the guitar.

Patrick Mulvey

Exam No. 4545



TASK REPORT

Name of studentPatrick
Mulvey.....

1. Name of task

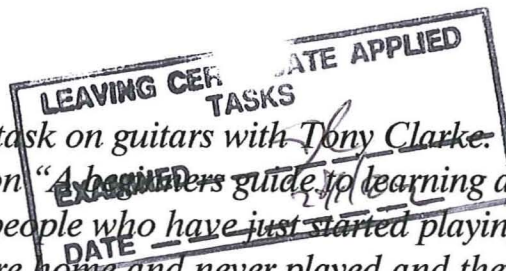
IT Task

2. My aims

My aims in this task were to improve my IT skills. In doing this task report I will have to include I.T, Maths, and construction and any other subjects that I want to include. I also want to improve in all these subjects especially IT.

3. Plan

I decided to do my task on guitars with Tony Clarke. We decided to produce a booklet on "A beginners guide to learning and playing the guitar". This is for people who have just started playing the guitar or who have a guitar in there home and never played and they can learn and play with this. It will not go into much dept but this will teach you the basics.



4. How I collected information

I done a good bit of research on the Internet gathering information for my task on different sites such as: www.guitartabs.com & www.guitarforbeginners.com. I already knew most of the information about the guitar. I also used the Internet to search for pictures that I used. I also looked through some music books at home on how they explained tuning, chords and other things.

5. How I did my task

First of all I decided that something on the guitar would be a good task. Then Tony Clarke and I decided to do this task together. We knew it was going to be on the guitar but we could not decide on how to incorporate

it. We were playing on a few things and we finally decided on making a leaflet. This leaflet was to explain the guitar in the different types of guitar, the tuning of the guitar, the types of strings and plectrums and also a bit of music to show beginners. It was also to explain a beginner what the costs are for a guitar and what they would need.

We also needed to incorporate I.T, Maths and Construction. We done the leaflet on the computer and used the Internet to research information on the guitar. I also took photographs of Tony playing the different chords on the guitar with a digital camera. We had to down load the photographs off the floppy disk in the camera and on to the computer and then crop them. Then with Maths we took the costs of keeping a guitar for the year and calculated them in a chart under certain headings. With Construction we drew out plans of the guitar and named the different parts.

6. What I found out

I have found out a lot of interesting things in doing this task. I found out how to use a digital camera. I also learned how to download pictures from the disk to camera and get them up on screen and crop them. I also learned to use the search box on the computer for the Internet properly. I learned to resize my leaflet from A4 to A5 and put borders around it. I also learned how to use line spacing and indents. I found out other things like how to tune my guitar properly.

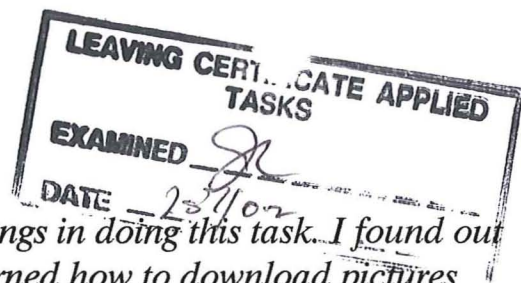
7. Courses that helped me do the task

The most important course that helped me was the computer. I used the Internet a lot to help me research work for the task. I also used the digital camera to take photos and cropped them on the computer. I used Maths to calculate the cost of keeping a guitar for a year. I used construction in drawing a guitar and it parts.

8. Evaluation

- What was good about the task

I enjoyed doing this task because I am very interested the guitar and I only started playing. I have learned a few things in this task that can and have improved my playing and understanding. I enjoyed taking photos and learning how to use a digital camera.



- *What could I have done better*

I could have planned it out better so I would know what to do when. I thought we were not given enough time to do it properly and have it presented a bit better. I would have done more on guitars in general and I would have gone into more detail.

- *What I would do differently if was to do it again*

I would make a larger leaflet with a lot more information. There would be pictures of famous guitarists, the bands they with and the types of music they played.

9. How I will use what I have learned.

All these new skills that I have learned and practised will come in helpful when I need to use a computer for word exercises or using the Internet or evening downloading pictures of the Internet. I also can use a digital camera.

	TASK DIARY
4/9/01	Today we have planed and had a discussion on our task in I.T. We have also started our task diaries. In doing this task you need a dairy, product and task report. This will include I.T, Maths and Construction and any other subject you want to include.
6/9/01	I have a few ideas for my task that I will be doing with another student in the class. We are thinking of doing a leaflet or a booklet on how the guitar works and the different chords and rhythms that can be used. We can include I.T in typing up and processing of our booklet and also for research on the internet. In Construction we are going to do a few working drawings on the guitar and different things. We are going to use Maths in calculating the cost of having and using a guitar for the year.
7/9/01	Tony Clarke and myself have decided on doing our task on how a guitar works and the different chords and rhythms are used. We are going to incorporate I.T, Construction and Manufacturing and Maths. In class today I have gathered information on the guitar and I have down loaded some chords and lyrics off the internet. Today I learned how to print only what I selected on the page.
13/9/01	I have typed up a couple of paragraphs on Tuning, Strumming patterns and Barre chords. I have researched these on the internet.
19/9/01	Today I took photos on the digital camera of Tony playing chords on the guitar. We down loaded the photos up on to the computer and cropped them and resized them. I have learned all these new skills in IT today.
26/09/01	I have been researching on the internet looking up information on the guitar. We are putting the task together bit by bit and getting on with it.
4/10/01	We have most of the work done and we are putting the finishing touches to it. I have started to draw a plan of the guitar with the different parts, plus the differences of the steel stringed guitars to the classic guitar.
19/10/01	I finished everything today and handed it up.